

Sling and Hoist Compatibility

Information for use of interchanging slings with other manufactures hoists

Bestcare LLC (Bestcare) has been designing and distributing replacement slings and medical patient lifts for many years in North America market and Europe.

Throughout the years, slings have changed in style, size, material, and design because of the growing competition in the current market. Many manufactures are very reluctant to accept the interchangeability of slings due to liability factors or for simple marketing self-interest. However, with a thorough written risk assessment done by a competent assessor, using an interchangeable sling in place of a manufacturer's recommended sling can provide the solution to a patient's specific requirements at a lower cost.

Bestcare has been manufacturing slings, patient lifting equipment and transfer products for over 20 years with dedicated focus on quality, safety and workmanship. We strive to make products that are accessible to the people who need it the most through competitive pricing. Bestcare is continuously learning, testing, and adapting to creating new innovative products to fit today's ever changing needs in the healthcare industry as well as maintaining compliance with, international standards and federal regulations.

Bestcare conducts its design and manufacturing based on the ISO guidelines. Both material and design is tested rigorously to comply with the specifications of the **ISO Standard 10535:2006 'hoists for the transfer of disabled persons – Requirements and test methods'**.

Products liability

Bestcare LLC insurers provide a combined public and products liability in the amount of \$2 million dollars in respect of injury or damage in the use of slings provided by our company for use of hoists supplied by major companies. They state that:

'They are aware that slings and other equipment, manufactured for Bestcare LLC are designed for hoists and other equipment manufactured by independent companies. This will not prejudice the cover provided and Bestcare LLC's legal liability for damage, accident or injury resulting from manufacturing defects in our products''

Bestcare LLC will provide a copy of our latest insurance certificate upon request.

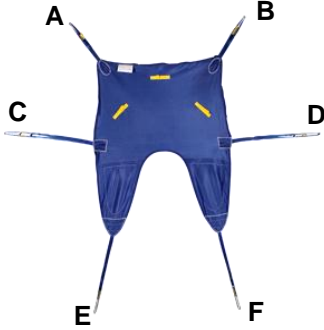


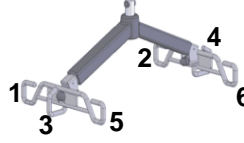
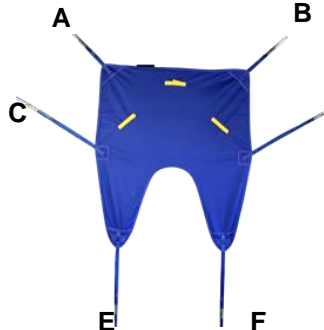



For your convenience, we have included a reference guide that illustrates how our slings would match up with industry standard spreader bar designs that are currently on the market. Although this chart covers many of the options, nothing will replace your judgment as a care giver. Please use this as a reference but contact our office with any questions you may have about any spreader bar you may be using that is not illustrated on this chart.

At Bestcare we know you have choices about who you will use for your supplier of slings, our goal is to earn your business with safe,

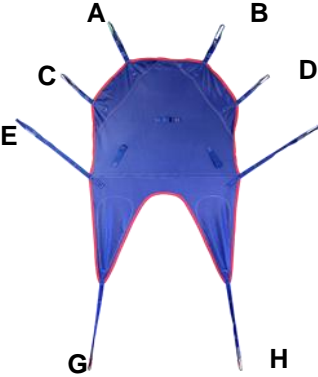


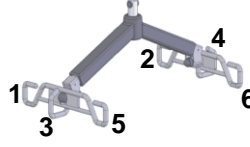
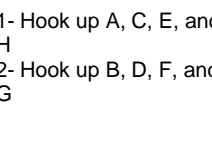
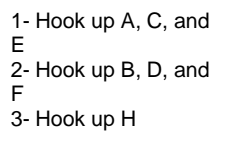
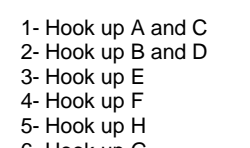
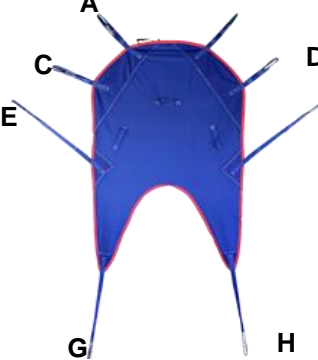



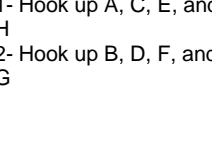
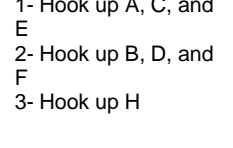
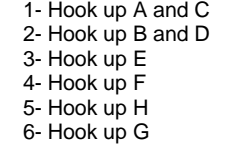
TABLE OF CONTENTS

Slings	3
Universal Slings	3
Invacare® Replacement Slings	4
Guldmann®/Liko® Replacement Slings	5
Hoyer® Replacement Slings	6
Sani Slings	7
Pediatric Slings	8
Sit-to-Stand Slings & Straps	9
Universal Single Patient Slings	10
Guldmann®/Liko® Replacement Single Patient Slings	11
Invacare® Replacement Single Patient Slings	12
Repositioning Sheet for Single Patient Use	13

SLINGS

Universal Slings Padded Split Leg	Bestcare Part No.	Description	ADL	2 pt Spreader Bar	4 pt Spreader Bar	6 pt Spreader Bar
	SL-UP892	Universal padded medium 400Lb/180Kg weight capacity (best fit 140-200lbs)	2,3,4			
	SL-UP893	Universal padded large 400Lb/180Kg weight capacity (best fit 200-400Lb/180Kgs)	2,3,4	1- Hook up A, C, and F 2- Hook up B, D, and E	1- Hook up A, and C 2- Hook up B and D 3- Hook up F 4- Hook up E	1- Hook up A 2- Hook up B 3- Hook up C 4- Hook up D 5- Hook up E 6- Hook up F
	SL-UP894	Universal padded bariatric 600Lb/280Kg weight capacity (best fit 400- 600Lb/280Kgs)	2,3,4			
Universal Slings Mesh Split Leg	Bestcare Part No.	Description	ADL	2 pt Spreader Bar	4 pt Spreader Bar	6 pt Spreader Bar
	SL-UM882	Universal mesh medium 400Lb/180Kg weight capacity (best fit 140- 200lbs)	2,3,4			
	SL-UM883	Universal mesh large 400Lb/180Kg weight capacity (best fit 200- 400Lb/180Kgs)	2,3,4	1- Hook up A, C, and F 2- Hook up B, D, and E	1- Hook up A, and C 2- Hook up B and D 3- Hook up F 4- Hook up E	1- Hook up A 2- Hook up B 3- Hook up C 4- Hook up D 5- Hook up E 6- Hook up F

SLINGS

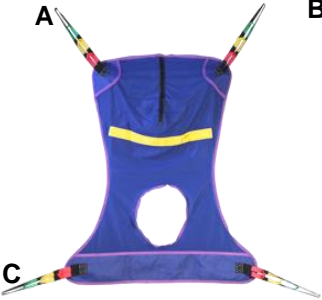


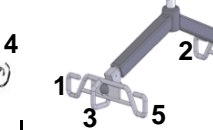
Universal Slings Deluxe Padded Split Leg with Full Head Support	Bestcare Part No.	Description	ADL	2 pt Spreader Bar	4 pt Spreader Bar	6 pt Spreader Bar
	SL-UPH861	Universal padded w/full head support S 400Lb/180Kg (best fit 85-140lbs)				
	SL-UPH862	Universal padded w/full head support M 400Lb/180Kg (best fit 140-200lbs)	2,3,4			
	SL-UPH863	Universal padded w/full head support L 400Lb/180Kg (best fit 200-400Lb/180Kgs)	2,3,4	1- Hook up A, C, E, and H 2- Hook up B, D, F, and G	1- Hook up A, C, and E 2- Hook up B, D, and F 3- Hook up H	1- Hook up A and C 2- Hook up B and D 3- Hook up E 4- Hook up F 5- Hook up H 6- Hook up G
	SL-UPH864	Universal padded bariatric w/full head support XXL 600Lb/280Kg	2,3,4			
Universal Slings Mesh Split Leg with Full Head Support	Bestcare Part No.	Description	ADL	2 pt Spreader Bar	4 pt Spreader Bar	6 pt Spreader Bar
	SL-UMH831	Universal mesh small with head support 400Lb/180Kg weight capacity (best fit 85-140lbs)	2,3,4			
	SL-UMH832	Universal mesh medium with head support 400Lb/180Kg weight capacity (best fit 140-200lbs)	2,3,4			
	SL-UMH833	Universal mesh large with head support 400Lb/180Kg weight capacity (best fit 200-400Lb/180Kgs)	2,3,4	1- Hook up A, C, E, and H 2- Hook up B, D, F, and G	1- Hook up A, C, and E 2- Hook up B, D, and F 3- Hook up H	1- Hook up A and C 2- Hook up B and D 3- Hook up E 4- Hook up F 5- Hook up H 6- Hook up G

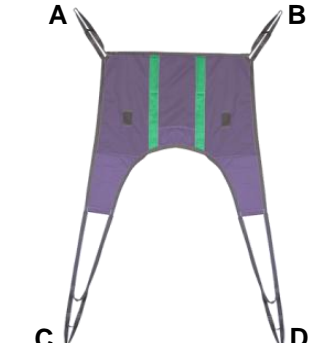


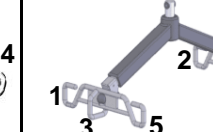
SLINGS

Invacare® Replacement Sling Solid Padded Fabric Full Body	Bestcare Part No.	Description	ADL	2 pt Spreader Bar	4 pt Spreader Bar	6 pt Spreader Bar
	SL-R112	Solid fabric full body medium 450lb weight capacity (best fit 100-195lbs)	2,3,4	<p>1- Hook up A and C 2- Hook up B and D</p>	<p>1- Hook up A 2- Hook up B 3- Hook up C 4- Hook up D</p>	<p>1- Hook up A 2- Hook up B 3- No Hook up 4- No Hook up 5- Hook up C 6- Hook up D</p>
	SL-R113	Solid fabric full body large 450lb weight capacity (best fit 150-300lbs)	2,3,4			
	SL-R117	Solid fabric full body extra large 450lb weight capacity (best fit 210-400Lb/180Kgs)	2,3,4			




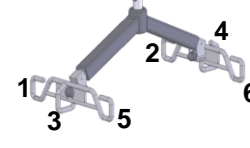
Invacare® Replacement Slings Mesh Full Body	Bestcare Part No.	Description	ADL	2 pt Spreader Bar	4 pt Spreader Bar	6 pt Spreader Bar
	SL-R110	Mesh full body medium 450lb weight capacity (best fit 100-195lbs)	2,3,4	<p>1- Hook up A and C 2- Hook up B and D</p>	<p>1- Hook up A 2- Hook up B 3- Hook up C 4- Hook up D</p>	<p>1- Hook up A 2- Hook up B 3- No Hook up 4- No Hook up 5- Hook up C 6- Hook up D</p>
	SL-R111	Mesh full body large 450lb weight capacity (best fit 150-300lbs)	2,3,4			
	DSL-R140	Mesh full body XX-large bariatric 600Lb/280Kg weight capacity (best fit 290Lb-600Lb/130Kg-280Kg)	2,3,4			




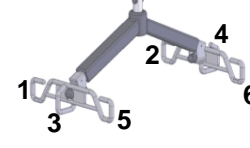
SLINGS

Invacare® Replacement Sling Mesh Full Body with Commode Opening	Bestcare Part No.	Description	ADL	2 pt Spreader Bar	4 pt Spreader Bar	6 pt Spreader Bar
	SL-R114	Mesh full body M 450lb with commode opening (best fit 100-195lbs)	2,3,4	 <p>1- Hook up A and C 2- Hook up B and D</p>	 <p>1- Hook up A 2- Hook up B 3- Hook up C 4- Hook up D</p>	 <p>1- Hook up A 2- Hook up B 3- No Hook up 4- No Hook up 5- Hook up C 6- Hook up D</p>
	SL-R115	Mesh full body L 450lb with commode opening (best fit 150-300lbs)	2,3,4			
	SL-R116	Mesh full body extra XL 450lb with commode opening (best fit 210-400Lb/180Kgs)	2,3,4			
	SL-R141	Mesh full body XXL bariatric 600Lb/280Kg with commode opening (best fit 290Lb-600Lb/130Kg-280Kg)	2,3,4			

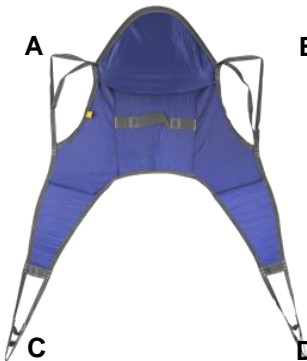


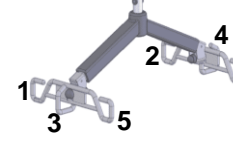
Guldmann® / Liko® Replacement Slings BASIC	Bestcare Part No.	Description	ADL	2 pt Spreader Bar	4 pt Spreader Bar	6 pt Spreader Bar
	SL-GP471	Guldmann/Liko Replacement BASIC - S (600Lb/280Kg)	2,3,4	 <p>1- Hook up A and D 2- Hook up B and C</p>	 <p>1- Hook up A 2- Hook up B 3- Hook up D 4- Hook up C</p>	 <p>1- Hook up A 2- Hook up B 3- No Hook up 4- No Hook up 5- Hook up D 6- Hook up C</p>
	SL-GP472	Guldmann/Liko Replacement BASIC - M (600Lb/280Kg)	2,3,4			
	SL-GP473	Guldmann/Liko Replacement BASIC - L (600Lb/280Kg)	2,3,4			
	SL-GP474	Guldmann/Liko Replacement BASIC - XL (600Lb/280Kg)	2,3,4			




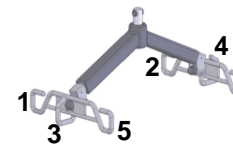
SLINGS

Guldmann® / Liko® Replacement Slings BASIC HIGH	Bestcare Part No.	Description	ADL	2 pt Spreader Bar	4 pt Spreader Bar	6 pt Spreader Bar
	SL-GPH481	Guldmann/Liko Replacement HIGH BACK - S (600Lb/280Kg)	2,3,4	 <p>1- Hook up A and D 2- Hook up B and C</p>	 <p>1- Hook up A 2- Hook up B 3- Hook up D 4- Hook up C</p>	 <p>1- Hook up A 2- Hook up B 3- No Hook up 4- No Hook up 5- Hook up D 6- Hook up C</p>
	SL-GPH482	Guldmann/Liko Replacement HIGH BACK - M (600Lb/280Kg)	2,3,4			
	SL-GPH483	Guldmann/Liko Replacement HIGH BACK - L (600Lb/280Kg)	2,3,4			
	SL-GPH484	Guldmann/Liko Replacement HIGH BACK - XL (600Lb/280Kg)	2,3,4			

Hoyer® Replacement Slings	Bestcare Part No.	Description	ADL	2 pt Spreader Bar	4 pt Spreader Bar	6 pt Spreader Bar
	SL-HC70000	Padded Hoyer X-Large 600Lb/280Kg weight capacity (best fit 270Lb-600Lb/120Kg-280Kg)	2,3,4	 <p>1- Hook up A and D 2- Hook up B and C</p>	 <p>1- Hook up A 2- Hook up B 3- Hook up D 4- Hook up C</p>	 <p>1- Hook up A 2- Hook up B 3- No Hook up 4- No Hook up 5- Hook up D 6- Hook up C</p>
	SL-HC70001	Padded Hoyer Large 500Lb/230Kg weight capacity (best fit 198-350lbs)	2,3,4			
	SL-HC70002	Padded Hoyer Medium 500Lb/230Kg weight capacity (best fit 99-210lbs)	2,3,4			

SLINGS







Hoyer® Replacement Slings with Head Support	Bestcare Part No.	Description	ADL	2 pt Spreader Bar	4 pt Spreader Bar	6 pt Spreader Bar
	SL-HC70010	Padded Hoyer w/Head Support XL 600Lb/280Kg SWL (best fit 120Kg-280Kg)	2,3,4			
	SL-HC70011	Padded Hoyer w/Head Support L 600Lb/280Kg SWL (best fit 270Lb-600Lb/120Kg-280Kg)	2,3,4	<p>1- Hook up A and D 2- Hook up B and C</p>	<p>1- Hook up A 2- Hook up B 3- Hook up D 4- Hook up C</p>	<p>1- Hook up A 2- Hook up B 3- No Hook up 4- No Hook up 5- Hook up D 6- Hook up C</p>
	SL-HC70012	Padded Hoyer w/Head Support M 600Lb/280Kg SWL (best fit 270Lb-600Lb/120Kg-280Kg)	2,3,4			

Sani Slings Deluxe Padded (Toiletting)	Bestcare Part No.	Description	ADL	2 pt Spreader Bar	4 pt Spreader Bar	6 pt Spreader Bar
	SL-TP331	Sani padded S 400Lb/180Kg (torso 26"-42")	2,3			
	SL-TP332	Sani padded M 400Lb/180Kg (torso 30"-48")	2,3			
	SL-TP333	Sani padded L 400Lb/180Kg (torso 38"-60")	2,3	<p>1- Hook up A and D 2- Hook up B and C</p>	<p>1- Hook up A 2- Hook up B 3- Hook up D 4- Hook up C</p>	<p>1- Hook up A 2- Hook up B 3- No Hook up 4- No Hook up 5- Hook up D 6- Hook up C</p>
	SL-TP334	Sani padded bariatric 600Lb/280Kg (torso 58"-73")	2,3			

SLINGS

Pediatric Slings	Bestcare Part No.	Description	ADL	2 pt Spreader Bar	4 pt Spreader Bar	6 pt Spreader Bar
	SL-PM111	Pediatric mesh (18"-28" torso) patient weight recommended 100lbs or less	2,3,4			
	SL-PP121	Pediatric padded (18"-28" torso) patient weight recommended 100lbs or less	2,3,4	<p>1- Hook up A, C, and insert E through loop G and hook up to "1"</p> <p>2- Hook up B, D, and hook up F to hook up "2"</p>	<p>1- Hook up A</p> <p>2- Hook up B</p> <p>3- Hook up C and insert E through loop G and hook up to "1"</p> <p>4- Hook up D and and F</p>	<p>1- Hook up A</p> <p>2- Hook up B</p> <p>3- Hook up C</p> <p>4- Hook up D</p> <p>5- Hook up E after looping it through G</p> <p>6- Hook up F after E has been looped through G</p>

SLINGS

Sit-to-Stand Slings & Straps	Bestcare Part No.	Description	ADL	Compatible Spreader Bars
	SL-SA661	Stand assist padded S 400Lb/180Kg (torso 26"-42")	1,2	
	SL-SA662	Stand assist padded M 400Lb/180Kg (torso 29"-48")	1,2	
	SL-SA663	Stand assist padded L 400Lb/180Kg (torso 36"-60")	1,2	
	SL-SA664	Stand assist padded bariatric 600Lb/280Kg (torso 50"-79")	1,2	
 <p><i>*new velcro security belt</i></p>	SL-DSA662	SPS Disposable Stand assist padded medium 400Lb/180Kg (torso 29"-48") (10/box)	1,2	
	SL-DSA663	SPS Disposable Stand assist padded large 400Lb/180Kg (torso 36"-60") (10/box)	1,2	
	SL-SA669	Buttocks support strap for stand assist STD 400Lb/180Kg	1,2	
	SL-SA669B	Buttocks support strap for stand assist BARIATRIC 600Lb/280Kg		
	SAL1230-KB	Stand Assist Knee Strap Brace fits 400Lb/180Kg and 600Lb/280Kg stand assist models	<p>Take both ends and attach A to kneepad by sliding the velcro ends through the slots on the kneepad.</p>	

SLINGS

Universal SPS Single Patient (Disposable) without Head Support	Bestcare Part No.	Description	ADL	2 pt Spreader Bar	4 pt Spreader Bar	6 pt Spreader Bar
	SL-UD812	SPS Universal Medium 600Lb/280Kg safe working load (Packed 10/box)	2,3,4			
	SL-UD813	SPS Universal Large 600Lb/280Kg safe working load (Packed 10/box)	2,3,4	<p>1- Hook up A, C, and F 2- Hook up B, D, and E</p>	<p>1- Hook up A, and C 2- Hook up B and D 3- Hook up F</p>	<p>1- Hook up A 2- Hook up B 3- Hook up C 4- Hook up D 5- Hook up E 6- Hook up F</p>

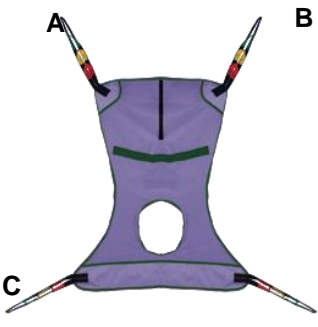


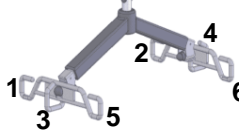
Universal SPS Single Patient (Disposable) without Head Support	Bestcare Part No.	Description	ADL	2 pt Spreader Bar	4 pt Spreader Bar	6 pt Spreader Bar
	SL-UDH821	SPS Universal S 600Lb/280Kg (Packed 10/box)	2,3,4			
	FSL-UDH822	SPS Universal M 600Lb/280Kg (Packed 10/box)	2,3,4			
	SL-UDH823	SPS Universal L 600Lb/280Kg (Packed 10/box)	2,3,4			
	SL-UDH824	SPS Universal XXL 600Lb/280Kg (Packed 10/box)	2,3,4			

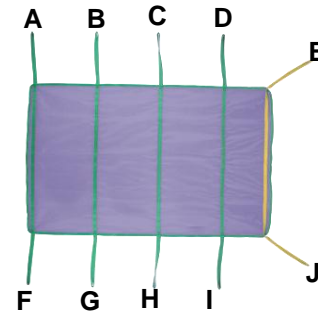


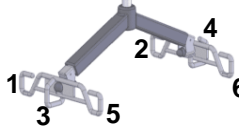
SLINGS

Guldmann® / Liko® Replacement SPS Single Patient BASIC	Bestcare Part No.	Description	ADL	2 pt Spreader Bar	4 pt Spreader Bar	6 pt Spreader Bar
	SL-GD431	Guldmann/Liko Replacement SPS BASIC S 600Lb/280Kg	2,3,4			
	SL-GD432	Guldmann/Liko Replacement SPS BASIC M 600Lb/280Kg	2,3,4	1	1- Hook up A 2- Hook up B 3- Hook up D 4- Hook up C	1- Hook up A 2- Hook up B 3- No Hook up 4- No Hook up 5- Hook up D 6- Hook up C
	SL-GD433	Guldmann/Liko Replacement SPS BASIC L 600Lb/280Kg	2,3,4	1- Hook up A and D 2- Hook up B and C		
	SL-GD434	Guldmann/Liko Replacement SPS BASIC XL 600Lb/280Kg	2,3,4			

Guldmann® / Liko® Replacement SPS Single Patient HIGH BACK	Bestcare Part No.	Description	ADL	2 pt Spreader Bar	4 pt Spreader Bar	6 pt Spreader Bar
	SL-GDH441	Guldmann/Liko Replacement SPS HIGH BACK - S 600Lb/280Kg	2,3,4			
	SL-GDH442	Guldmann/Liko Replacement SPS HIGH BACK - M 600Lb/280Kg	2,3,4	1	1- Hook up A 2- Hook up B 3- Hook up D 4- Hook up C	1- Hook up A 2- Hook up B 3- No Hook up 4- No Hook up 5- Hook up D 6- Hook up C
	SL-GDH443	Guldmann/Liko Replacement SPS HIGH BACK - L 600Lb/280Kg	2,3,4	1- Hook up A and D 2- Hook up B and C		
	SL-GDH444	Guldmann/Liko Replacement SPS HIGH BACK - XL 600Lb/280Kg	2,3,4			

SLINGS

Invacare® Replacement SPS Single Patient Sling w/ Commode	Bestcare Part No.	Description	ADL	2 pt Spreader Bar	4 pt Spreader Bar	6 pt Spreader Bar
	SL-RD114	Special Woven full body M 600Lb/280Kg with Commode opening (best fit 100-195lbs)	2,3,4	 <p>1- Hook up A and C 2- Hook up B and D</p>	 <p>1- Hook up A 2- Hook up B 3- Hook up C 4- Hook up D</p>	 <p>1- Hook up A 2- Hook up B 3- No Hook up 4- No Hook up 5- Hook up C 6- Hook up D</p>
	SL-RD115	Special Woven body L 600Lb/280Kg with commode opening (best fit 150-300lbs)	2,3,4			
	SL-RD116	Special Woven full body XL 600Lb/280Kg with commode opening (best fit 210-400lb/180Kgs)	2,3,4			
	SL-RD141	Special Woven full body XXL bariatric 600Lb/280Kg with commode opening (best fit 290-600lb/280Kgs)	2,3,4			

Repositioning Sheet Single Patient (Disposable)	Bestcare Part No.	Description	ADL	2 pt Spreader Bar	4 pt Spreader Bar	6 pt Spreader Bar
	SL-RPD1000	Repositioning Sheet for Single Patient Use 10 PER CASE 1000LB SWL	2,3,4	 <p>1- Hook A, B, C, D, and E 2- Hook F, G, H, I, and J</p>	 <p>1- Hook up D, E, and C 2- Hook up J, I, and H 3- Hook up A and B 4- Hook up F and G</p>	 <p>1- Hook up E and D 2- Hook up J and I 3- Hook up C 4- Hook up H 5- Hook up A and B 6- Hook up F and G</p>

ADL Self-Performance Codes/MDS

- 0 - Independent
- 1 - Supervision
- 2 - Limited Assistance
- 3 - Extensive Assistance
- 4 - Total Dependence